


Introductory sub-table (I)(a)

Name of the Company: ASHIANA ISPAT LIMITED			
Scrip Code, Name of the scrip, class of security: 513401, ASHIS, EQUITY			
Quarter ended: 31.03.2015			
Partly paid-up shares:-			
	No. of partly paid-up shares	As a % of total no. of partly paid-up shares	As a % of total no. of shares of the company
Held by promoter/promoter group	0	0	0
Held by public	406600	100	9.106790598
Total	406600		9.106790898
Outstanding convertible securities:-			
	No. of outstanding securities	As a % of total no. of outstanding convertible securities	As a % of total no. of shares of the company, assuming full conversion of the convertible securities
Held by promoter/promoter group	0	0	0
Held by public	0	0	0
Total	0	0	0
Warrants:-			
	No. of warrants	As a % of total no. of warrants	As a % of total no. of shares of the company, assuming full conversion of warrants
Held by promoter/promoter group	0	0	0
Held by public	0	0	0
Total	0	0	0
Total paid-up capital of the company, assuming full conversion of warrants and convertible securities		4464800	

For ASHIANA ISPAT LIMITED




 AUTHORIZED SIGNATORY

Statement Showing Shareholding Pattern

Category code	Category of Shareholder	Number of Shareholders	Table (I)(a)				Shares Pledged or otherwise encumbered	
			Total number of shares	Number of shares held in dematerialized form	Total shareholding as a percentage of total number of shares		Number of shares	As a percentage
					As a percentage of (A+B) ¹	As a percentage of (A+B+C)		
(i)	(ii)	(iii)	(iv)	(v)	(vi)	(vii)	(viii) = (viii)/(vi)*100	
(A)	Shareholding of Promoter and							
1	Indian							
(a)	Individuals/ Hindu Undivided Family	11	1592500	1402700	35.67	35.67	0	0.00
(b)	Central Government/ State Government(s)	0	0	0	0.00	0.00	0	0.00
(c)	Bodies Corporate	0	0	0	0.00	0.00	0	0.00
(d)	Financial Institutions/ Banks	0	0	0	0.00	0.00	0	0.00
(e)	Any Others(Specify)	0	0	0	0.00	0.00	0	0.00
(e-i)								
(e-ii)								
	Sub Total(A)(1)	11	1592500	1402700	35.67	35.67	0	0.00
2	Foreign							
a	Individuals (Non-Residents Individuals/ Foreign Individuals)	0	0	0	0.00	0.00	0	0.00
b	Bodies Corporate	0	0	0	0.00	0.00	0	0.00
c	Institutions	0	0	0	0.00	0.00	0	0.00
d	Qualified Foreign Investor	0	0	0	0.00	0.00	0	0.00
e	Any Others(Specify)	0	0	0	0.00	0.00	0	0.00
e-i	Directors & their Relatives	0	0	0	0.00	0.00	0	0.00
e-ii								
	Sub Total(A)(2)	0	0	0	0.00	0.00	0	ADIV/01
	Total Shareholding of Promoter	11	1592500	1402700	35.67	35.67	0	0.00
(B)	Public shareholding						NA	NA
1	Institutions						NA	NA
(a)	Mutual Funds/ UTI	0	0	0	0.00	0.00		
(b)	Financial Institutions/ Banks	0	0	0	0.00	0.00		
(c)	Central Government/ State Government(s)	0	0	0	0.00	0.00		
(d)	Venture Capital Funds	0	0	0	0.00	0.00		
(e)	Insurance Companies	0	0	0	0.00	0.00		
(f)	Foreign Institutional Investors	0	0	0	0.00	0.00		
(g)	Foreign Venture Capital Investors	0	0	0	0.00	0.00		
(h)	Qualified Foreign Investor	0	0	0	0.00	0.00		
(i)	Any Other (specify)	0	0	0	0.00	0.00		
(i-i)	Foreign Financial Institutions	0	0	0	0.00	0.00		
(i-ii)	Foreign Mutual Fund	0	0	0	0.00	0.00		
	Sub-Total (B)(1)	0	0	0	0.00	0.00		
							NA	NA
B 2	Non-institutions							
(a)	Bodies Corporate	54	609041	606241	13.64	13.64		
(b)	Individuals				0.00	0.00		

For ASHIANA ISPAT LIMITED


 AUTHORIZED SIGNATORY

I	Individuals -i. Individual shareholders holding nominal share capital up to Rs 1 lakh	10853	1941938	678703	43.49	43.49		
II	ii. Individual shareholders holding nominal share capital in excess of Rs. 1 lakh	11	302262	224362	6.77	6.77		
(e)	Qualified Foreign Investor	0	0	0	0.00	0.00		
(d)	Any Other (specify)				0.00	0.00		
(d-i)	Non Resident Indians	3	555	555	0.01	0.01		
(d-ii)	Clearing Members	1	200	200	0.00	0.00		
(d-iii)	Hindu Undivided Families	42	18304	18304	0.41	0.41		
	Sub-Total (B)(2)	10964	2872300	1528365	64.33	64.33		
(B)	Total Public Shareholding (B)= (B)(1)+(B)(2)	10964	2872300	1528365	64.33	64.33		
	TOTAL (A)+(B)	10975	4464800	2931065	100.00	100.00		
(C)	Shares held by Custodians and against which Depository Receipts have been issued	0	0	0	0.00	0.00	NA	NA
1	Promoter and Promoter Group	0	0	0	0	0.00	NA	NA
2	Public	0	0	0	0		NA	NA
	Sub-Total (C)	0	0	0		0		0
	GRAND TOTAL (A)+(B)+(C)	10975	4464800	2931065		100.00	0	0.00

For ASHIANA ISPAT LIMITED



AUTHORISED SIGNATORY

Notes

2
3
4
5
6
7
8
9

For ASHIANA ISPAT LIMITED



AUTHORISED SIGNATORY

Statement showing holding of securities (including shares, warrants, convertible securities) of persons belonging to the category "Promoter and Promoter Group"

(i)	(ii) Name of the shareholder	Details of Shares held		Encumbered shares (*)			Details of warrants		Details of convertible securities		Total shares (including underlying shares assuming full conversion of warrants and convertible securities) as a % of diluted share capital
		Number of shares held	As a % of grand total (A)+(B)+(C)	No.	As a percentage	As a % of grand total (A)+(B)+(C) of sub-clause (I)(a)	Number of warrants held	As a % total number of warrants of the same class	Number of convertible securities held	As a % total number of convertible securities of the same class	
(i)	(ii)	(iii)	(iv)	(v)	(vi)=(v)/(iii)*100	(vii)	(viii)	(ix)	(x)	(xi)	(xii)
1	PUNEET JAIN	224600	5.03		0.00	0.00					
2	UMA JAIN	94000	2.11		0.00	0.00					
3	NARESH CHAND	220000	4.93		0.00	0.00					
4	VANDANA JAIN	215690	4.83		0.00	0.00					
5	NEERAJ KUMAR JAIN	221300	4.96		0.00	0.00					
6	RENU JAIN	56000	1.25		0.00	0.00					
7	SANJAY KUMAR JAIN	262500	5.88		0.00	0.00					
8	NARESH CHAND HUF	97410	2.18		0.00	0.00					
9	NEERAJ KUMAR JAIN & SONS HUF	100000	2.24		0.00	0.00					
10	SWATI JAIN	1000	0.02		0.00	0.00					
11	NAMAN JAIN	100000	2.24		0.00	0.00					
	TOTAL	1592500	35.67	0	0.00	0.00	0	0	0	0	0

(*) The term "encumbrance" has the same meaning as assigned to it in regulation 28(3) of the SAST Regulations, 2011

For ASHIANA ISPAT LIMITED




AUTHORISED SIGNATORY

(I)(c)(ii) Statement showing holding of securities (including shares, warrants, convertible securities) of persons (together with PAC) belonging to the category "Public" and holding more than 5% of the total number of shares of the company

Sr. No.	Name(s) of the shareholder(s) and the Persons Acting in Concert (PAC) with them	Number of shares	Shares as a percentage of total number of shares (i.e., Grand Total (A)+(B)+(C) indicated in Statement at para (I)(a) above)	Details of warrants		Details of convertible securities		Total shares (including underlying shares assuming full conversion of warrants and convertible securities) as a % of diluted share capital
				Number of warrants	As a % total number of warrants of the same class	Number of convertible securities held	% w.r.t total number of convertible securities of the same class	
1	KAMDHENU STEELS & ALLOYS LTD.	330735	7.41					
2								
3								
4								
5								
6								
7								
8								
9								
10								
TOTAL		330735	7.41	0	0	0	0	0

For ASHIANA ISPAT LIMITED

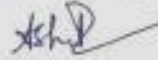


AUTHORISED SIGNATORY

(I)(d) Statement showing details of locked-in shares

Sr. No.	Name of the shareholder	Number of locked-in shares	Locked-in shares as a percentage of total number of shares {i.e., Grand Total (A)+(B)+(C) indicated in Statement at para (I)(a) above}
1			
2			0.00
3			0.00
4			0.00
5			0.00
6			0.00
7			0.00
8			0.00
9			0.00
			0.00
TOTAL		0	0.00

For ASHIANA ISPAT LIMITED




AUTHORISED SIGNATORY

(II)(a) Statement showing details of Depository Receipts (DRs)

Sr. No.	Type of outstanding DR (ADRs, GDRs, SDRs, etc.)	Number of outstanding DRs	Number of shares underlying outstanding DRs	Shares underlying outstanding DRs as a percentage of total number of shares (i.e., Grand Total (A)+(B)+(C) indicated in Statement at para (I)(a) above)
1				0.00
2				0.00
3				0.00
4				0.00
5				0.00
6				0.00
7				0.00
8				0.00
9				0.00
TOTAL		0	0	0.00

For ASHIANA ISPAT LIMITED

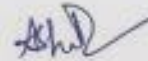


AUTHORISED SIGNATORY

(II)(b) Statement showing holding of Depository Receipts (DRs), where underlying shares held by "promoter/promoter group" are in excess of 1% of the total number of shares

Sr. No.	Name of the DR Holder	Type of outstanding DR (ADRs, GDRs, SDRs, etc.)	Number of shares underlying outstanding DRs	Shares underlying outstanding DRs as a percentage of total number of shares {i.e., Grand Total (A)+(B)+(C) indicated in Statement at para (I)(a) above}
1				0.00
2				0.00
3				0.00
4				0.00
5				0.00
6				0.00
7				0.00
8				0.00
9				0.00
TOTAL			0	0.00

For ASHIANA ISPAT LIMITED



AUTHORISED SIGNATORY